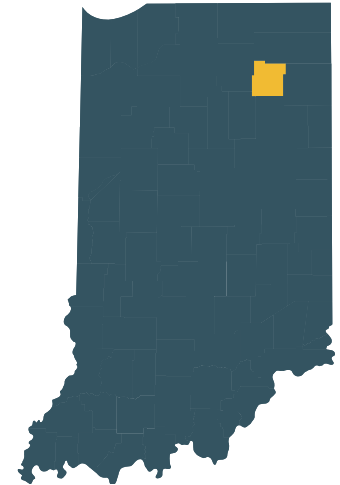


Whitley County by the Numbers

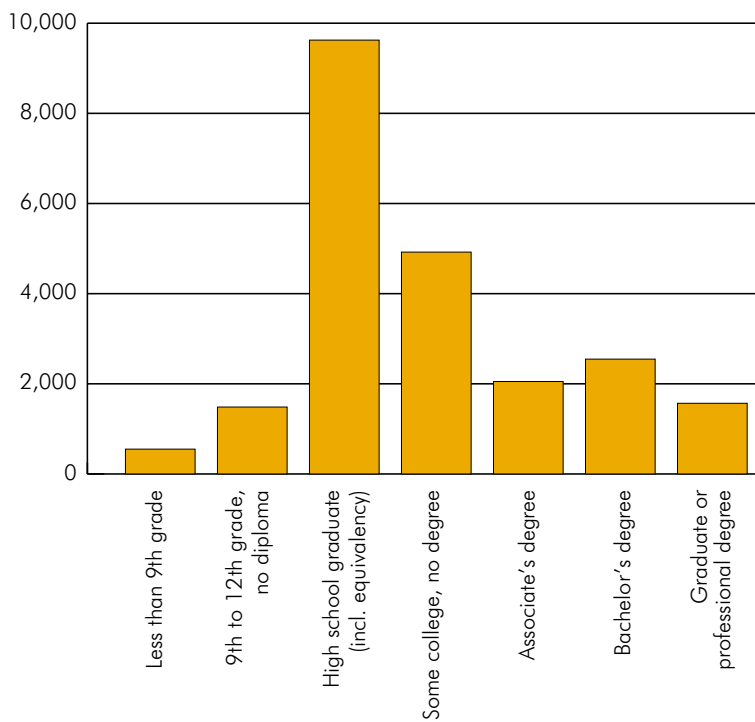
Employment and Earnings by Industry, 2014

	Employment	Earnings (\$000)	Avg. Earnings Per Job
Manufacturing	4,645	\$303,829	\$65,410
Retail Trade	1,372	\$35,098	\$25,582
Health Care, Social Services	1,060	\$44,181	\$41,680
Accommodation, Food Services	921	\$13,298	\$14,439
Construction	676	\$35,697	\$52,806

Source: U.S. Bureau of Economic Analysis (BEA)



Educational Attainment (ages 25+)



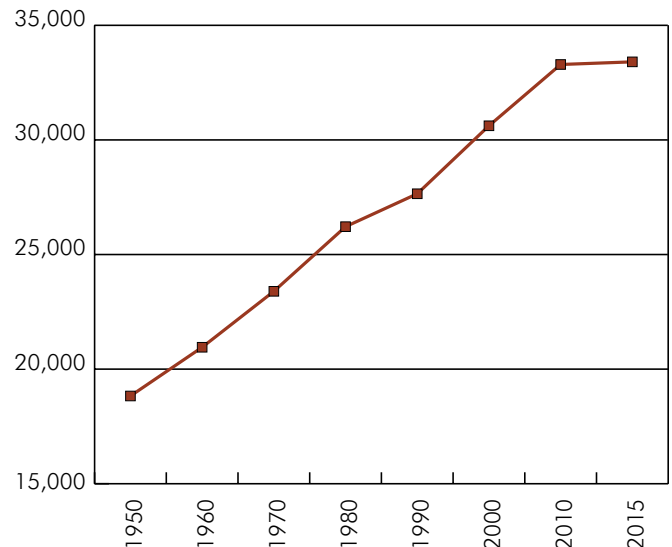
Source: U.S. Census Bureau and American Community Survey, five-year estimates

Commuting Patterns: Top Five Locations Sending Workers INTO County, 2014

County	Number	Pct. Five County Total
Allen County	1,403	49.8%
Noble County	681	24.2%
Huntington County	313	11.1%
Kosciusko County	305	10.8%
DeKalb County	114	4.0%

Source: Indiana Department of Revenue

Population Count by Decade



Source: U.S. Census Bureau

Population Estimates by Age, 2015

Age Group	Number	Percent in County
Preschool (0-4)	1,928	5.8%
School Age (5-17)	5,815	17.4%
College Age (18-24)	2,647	7.9%
Young Adult (25-44)	7,896	23.6%
Older Adult (45-64)	9,663	28.9%
Older (65 plus)	5,457	16.3%

Source: U.S. Census Bureau