

State Construction Employment

Forty-four states added construction jobs between March 2015 and March 2016. Not surprisingly, the five states experiencing construction employment declines are all energy-producing states where demand has

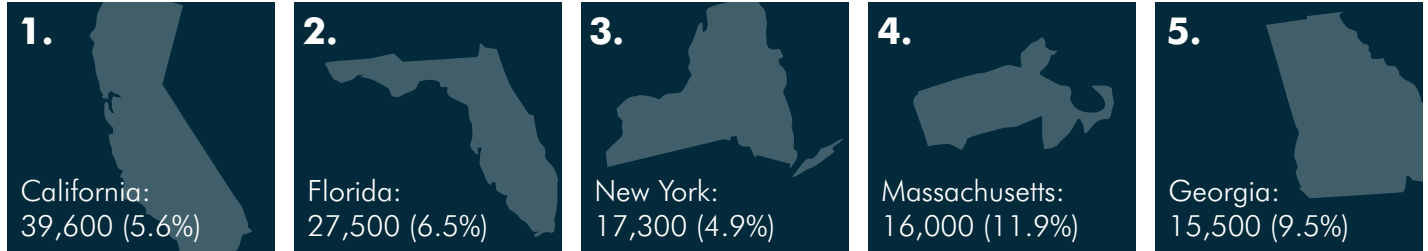
suffered from declining prices for oil, coal and other fuels. Construction employment was unchanged in Connecticut.

“These healthy job gains show that educators and policy makers in all states

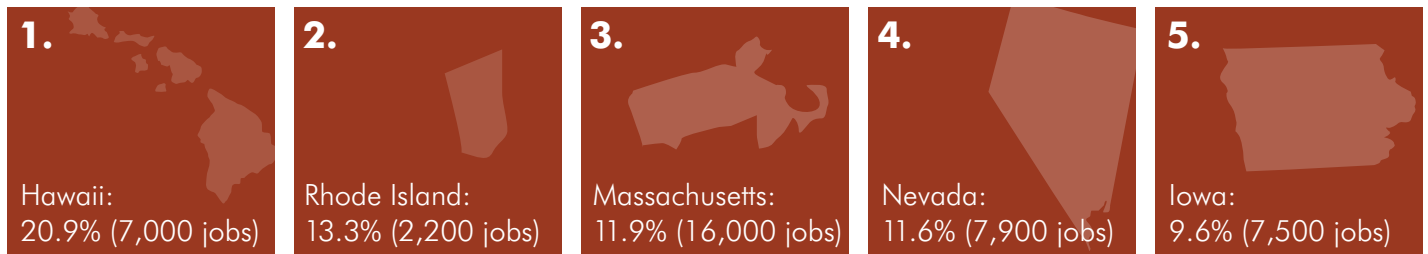
should provide more support to construction education and training programs,” says Stephen E. Sandherr, CEO of the Associated General Contractors of America.

Construction Changes March 2015-March 2016

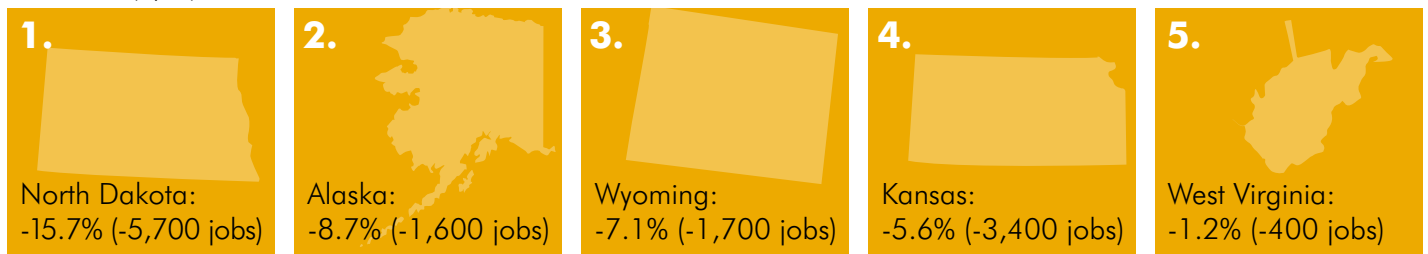
Total Job Gains



Highest Percentage Gains



Job Losses (by %)



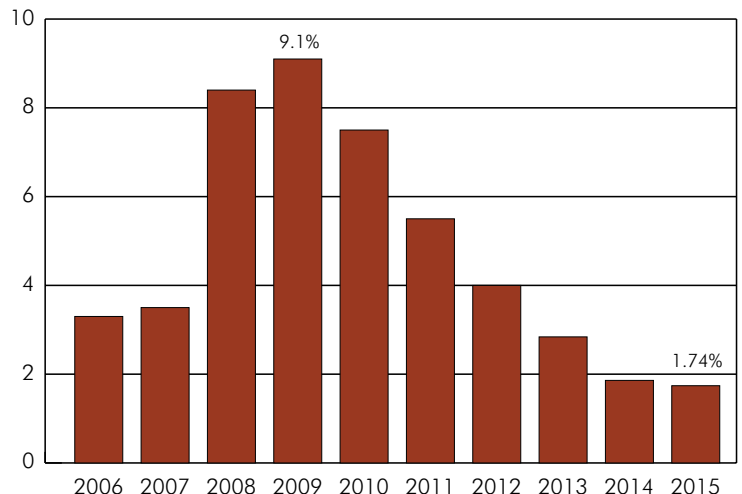
Midwest Comparison

	March 2016 Jobs	One-Year Gain	One-Year % Gain	Rank % Gain
Michigan	156,200	8,200	5.5%	22
Ohio	208,200	10,300	5.2%	25
Illinois	219,500	9,100	4.3%	29
Indiana	130,300	4,900	3.9%	32
Kentucky	76,700	2,500	3.4%	34

Source: Associated General Contractors of America

No, the chart at the right is not about construction employment, which is the featured topic on this page. But the staggering reduction in Elkhart County building space available for industrial development – good news that has become a challenge – caught our attention.

Elkhart County Industrial Vacancy Rates



Source: FM Stone Commercial