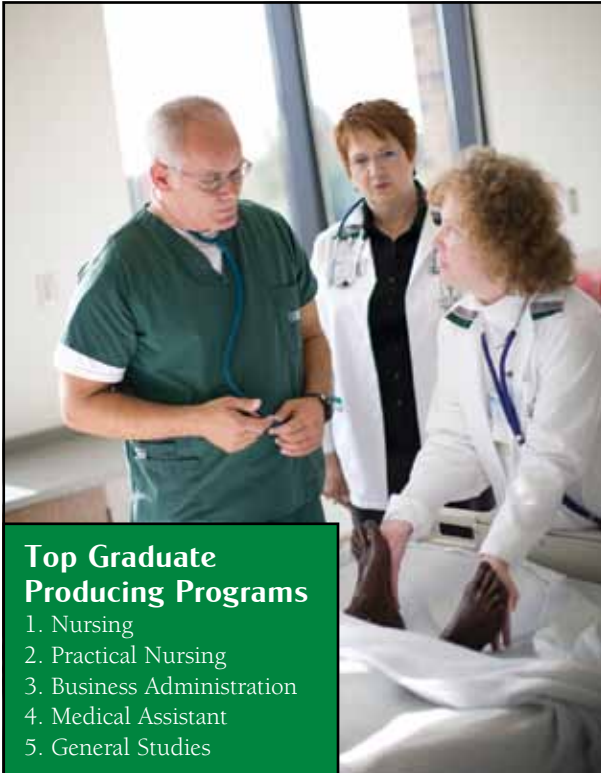


Ivy Tech Community College's Growth

Serving nearly 200,000 students in 2012-2013, Ivy Tech Community College has seen significant increases in growth at each of its 14 regional campuses over the past 20 years.

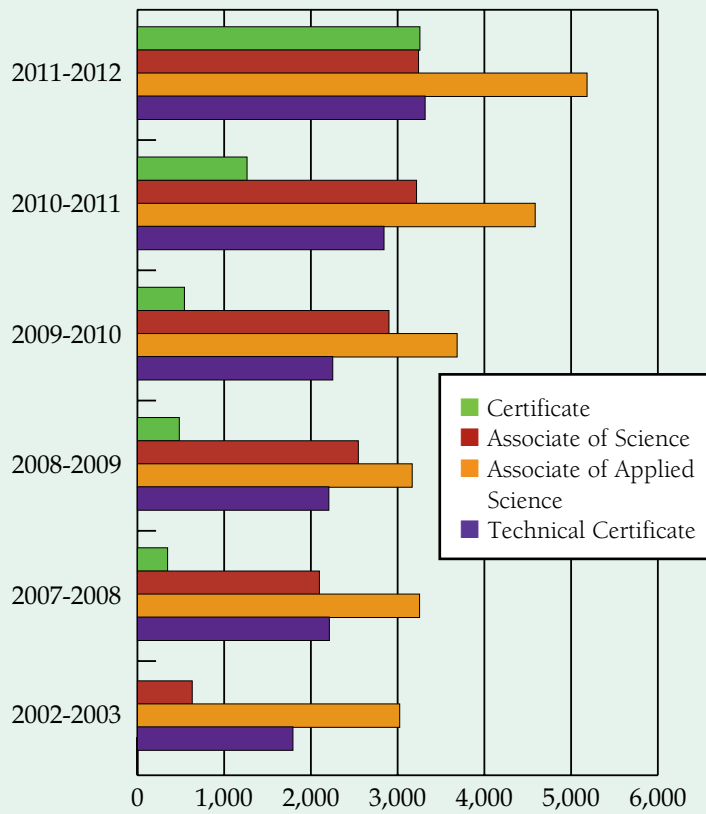
Ivy Tech is the largest statewide community college system in the country and Indiana's largest public postsecondary institution.



Top Graduate Producing Programs

1. Nursing
2. Practical Nursing
3. Business Administration
4. Medical Assistant
5. General Studies

Types of Credentials Awarded and Change over Time (2002 to 2012)

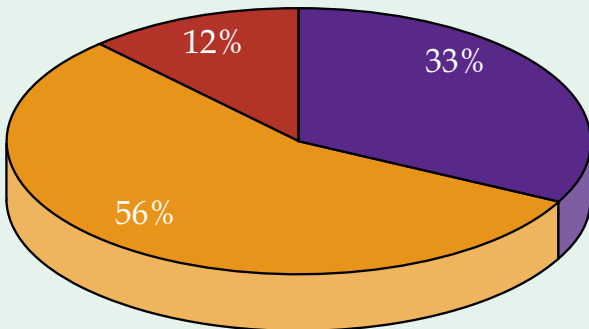


Certificates were first awarded during the 2007-2008 school year.

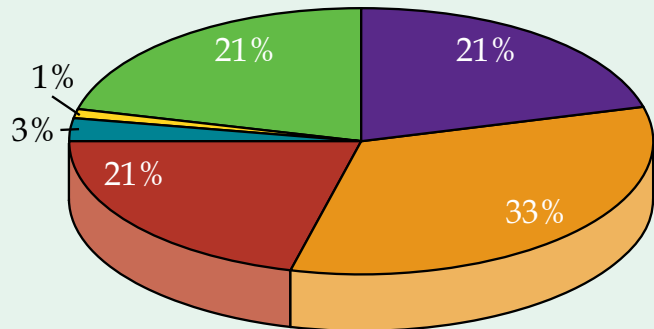
Credentials Awarded (2002 to 2012)

(2002 to 2012)

- Technical Certificate
- Associate of Arts
- Associate of Applied Science
- Associate of Fine Arts
- Associate of Science
- Certificates



2002-2003 school year:



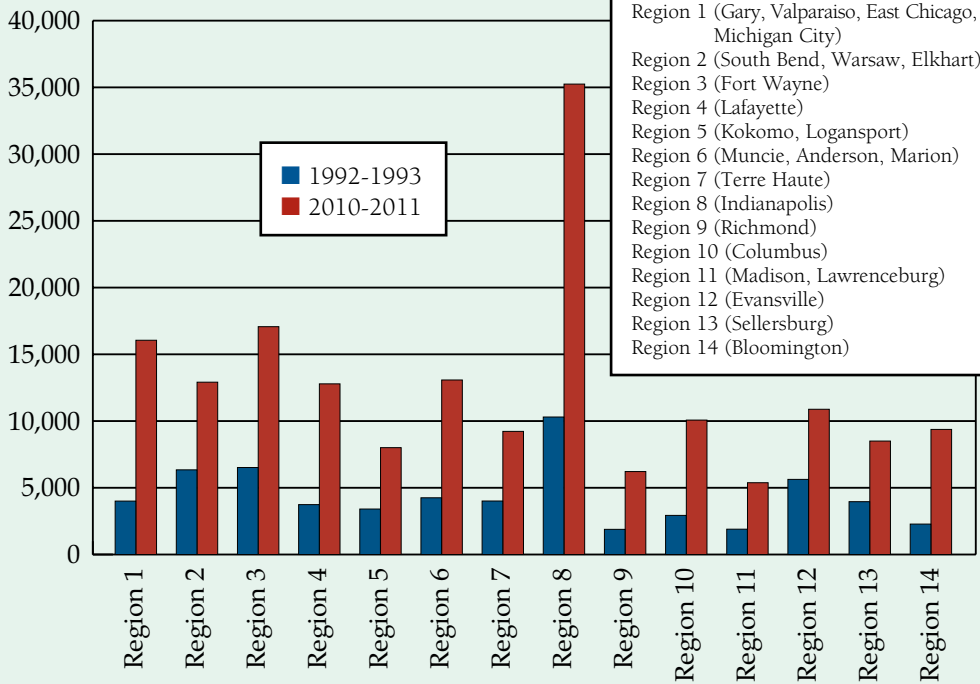
2011-2012 school year:

Associate of Arts degrees were first awarded in 2005-2006; Associate of Fine Arts degrees were first awarded in 2006-2007; Certificates were first awarded in 2007-2008

A technical certificate is earned on the way to acquiring the Associate of Applied Science degree and is approximately 31 credit hours; certificates are sequences of technical and professional courses that are industry focused and designed for workforce preparation and are completed in 18 credit hours.

Enrollment by Region

(1992-1993 to 2010-2011)



- Region 1 (Gary, Valparaiso, East Chicago, Michigan City)
- Region 2 (South Bend, Warsaw, Elkhart)
- Region 3 (Fort Wayne)
- Region 4 (Lafayette)
- Region 5 (Kokomo, Logansport)
- Region 6 (Muncie, Anderson, Marion)
- Region 7 (Terre Haute)
- Region 8 (Indianapolis)
- Region 9 (Richmond)
- Region 10 (Columbus)
- Region 11 (Madison, Lawrenceburg)
- Region 12 (Evansville)
- Region 13 (Sellersburg)
- Region 14 (Bloomington)

As of November 30, 2012, the estimated total enrollment for 2011-12 year was 176,769

Students Completing Certificates or Degrees

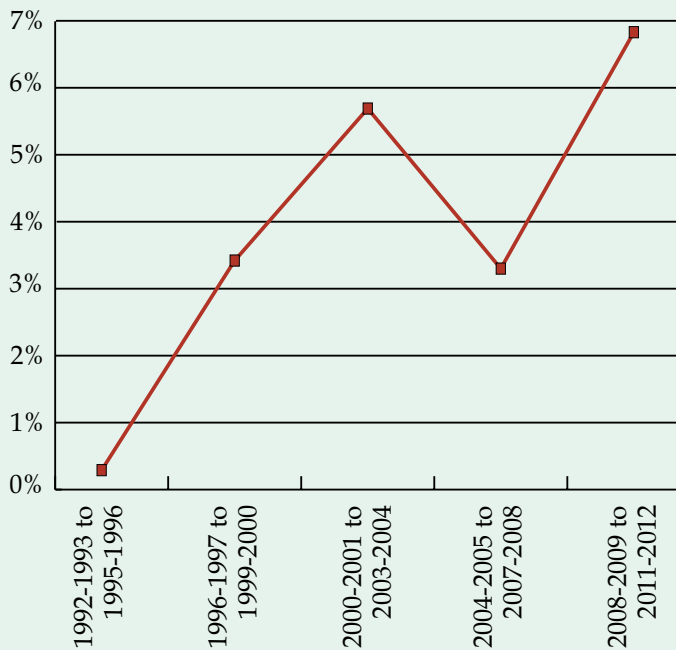
- 2002-2003: 5,449
- 2003-2004: 5,923
- 2004-2005: 6,315
- 2005-2006: 6,976
- 2006-2007: 7,334
- 2007-2008: 7,938
- 2008-2009: 8,250
- 2009-2010: 9,419
- 2010-2011: 12,077
- 2011-2012: 15,513

INFORMATION LINK

Resource: Ivy Tech at www.ivytech.edu

Overall Enrollment Growth

(1992-2012)



2011-12 school year total enrollment is an estimate as of November 30, 2012



Top Regional Campuses by Growth

(2006-2007 to 2010-2011)

1. Region 10 (Columbus) 18.2% growth
2. Region 1 (Gary, Valparaiso, East Chicago, Michigan City) 13.3% growth
3. Region 9 (Richmond) 12.2% growth
4. Region 8 (Indianapolis) 10.8% growth
5. Region 13 (Sellersburg) 10.7% growth